

Nectar Lifesciences Ltd.



Ref: NLL\CS\2024- 428

November 14, 2024

To

1. National Stock Exchange of India Limited
Listing Department,
Exchange Plaza, Bandra Kurla Complex,
Bandra (E), Mumbai 400 051

Symbol: NECLIFE

2. BSE Limited
Corporate Relationship Department,
P J Towers, Dalal Street,
Mumbai 400 001

Scrip Code: 532649

Sub: Investor Presentation (Q2'FY25)

**Ref: Disclosure under Regulation 30 of Securities and Exchange Board of India ("SEBI")
(Listing Obligations and Disclosure Requirements) Regulations, 2015 ("LODR Regulations")**

Dear Sirs/ madams,

In furtherance to the unaudited standalone and consolidated financial results of the Company already forwarded to the stock exchanges this day in compliance of Regulations 30, 33 and other applicable provisions of LODR Regulations, also please find enclosed herewith Investor Presentation (Q2'FY25) based on the financial performance of the Company for the second quarter and half year ended September 30, 2024.

The above is for your information and records.

Yours faithfully,

For **Nectar Lifesciences Limited**

(Neha Vaishnav)


Company Secretary & Compliance Officer



Nectar Lifesciences Ltd.

November 2024

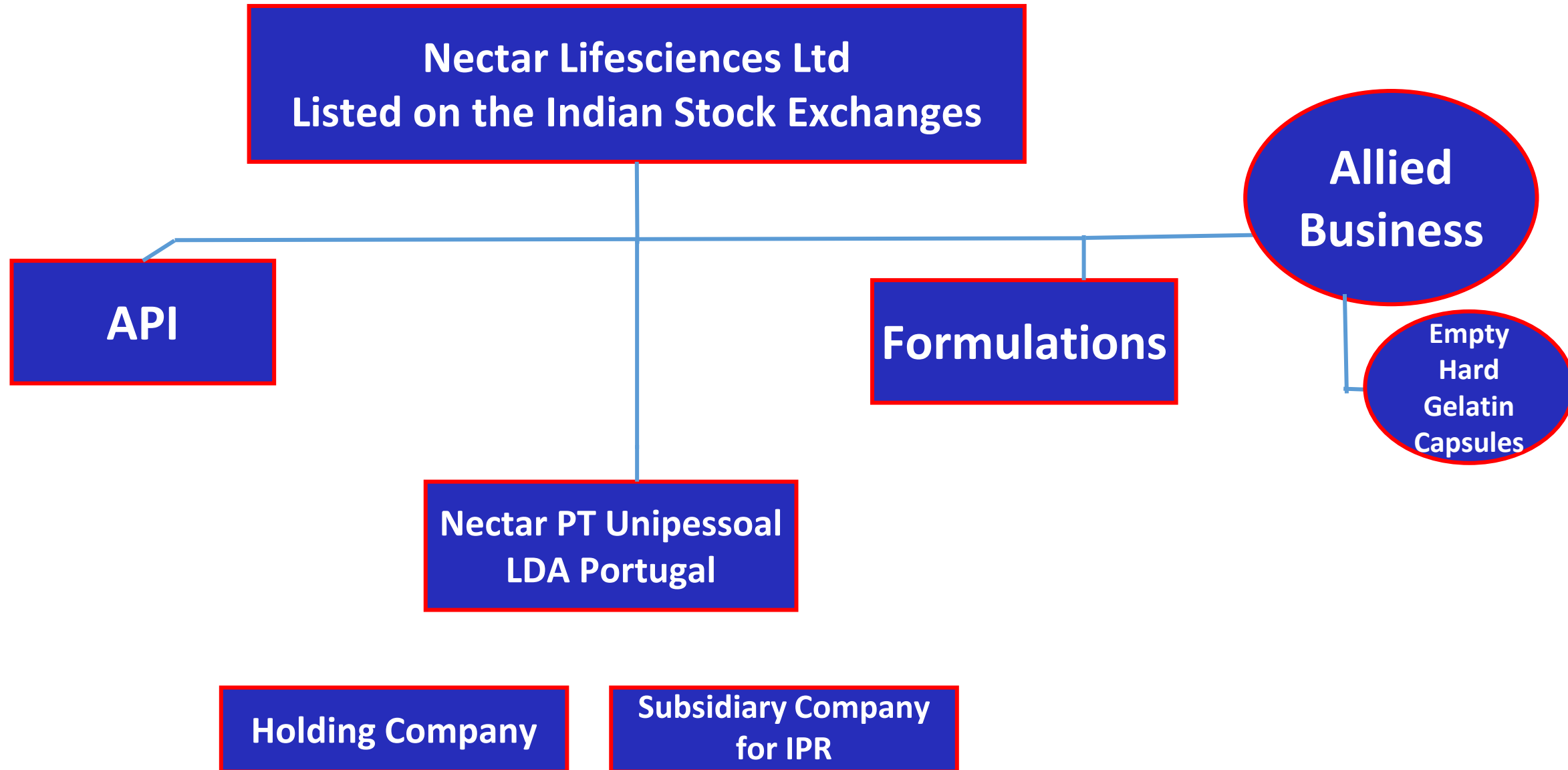
DISCLAIMER



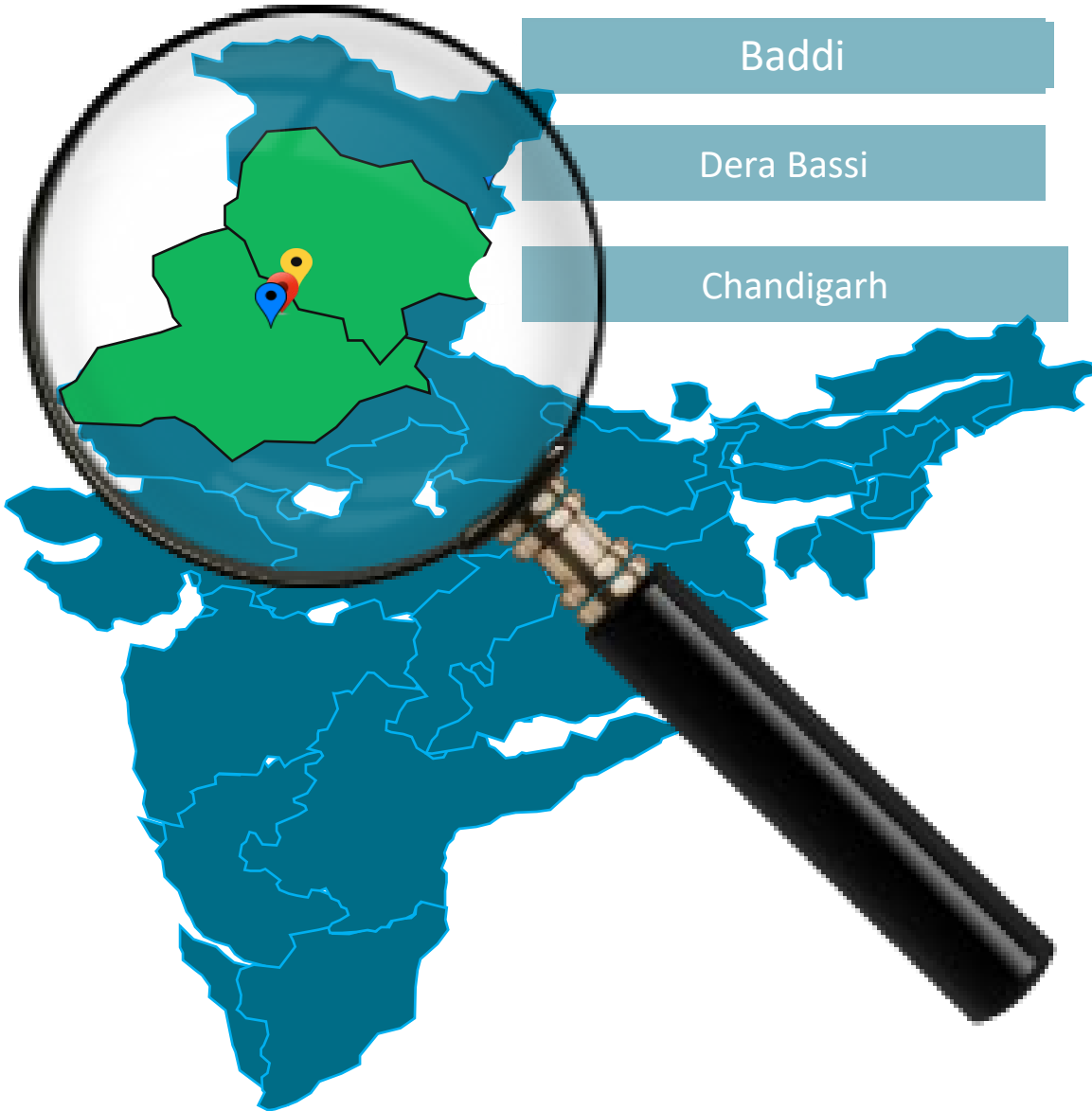
In this presentation, we have disclosed forward- looking information.. This presentation is based on certain forward looking statements that we periodically make to anticipate results based on the management's plans and assumptions. We have tried wherever possible to identify such statements by using words such as 'anticipates', 'estimates', 'projects', 'intends', 'plans', 'believes', and words of similar substance in connection with any discussion of future performance. We cannot guarantee that these forward looking statements will be realized, although we believe we have prudent in assumptions. This achievement of results is subject to risks, uncertainties, and even inaccurate assumptions. Should know or unknown risks or uncertainties materialize, or should underlying assumptions prove inaccurate, actual results could vary materially from those anticipated, or estimated projected. We undertake no obligation to publicity update any forward looking statements, whether as a results of new information, future events or otherwise.

ABOUT THE COMPANY- NECTAR LIFESCIENCES LTD





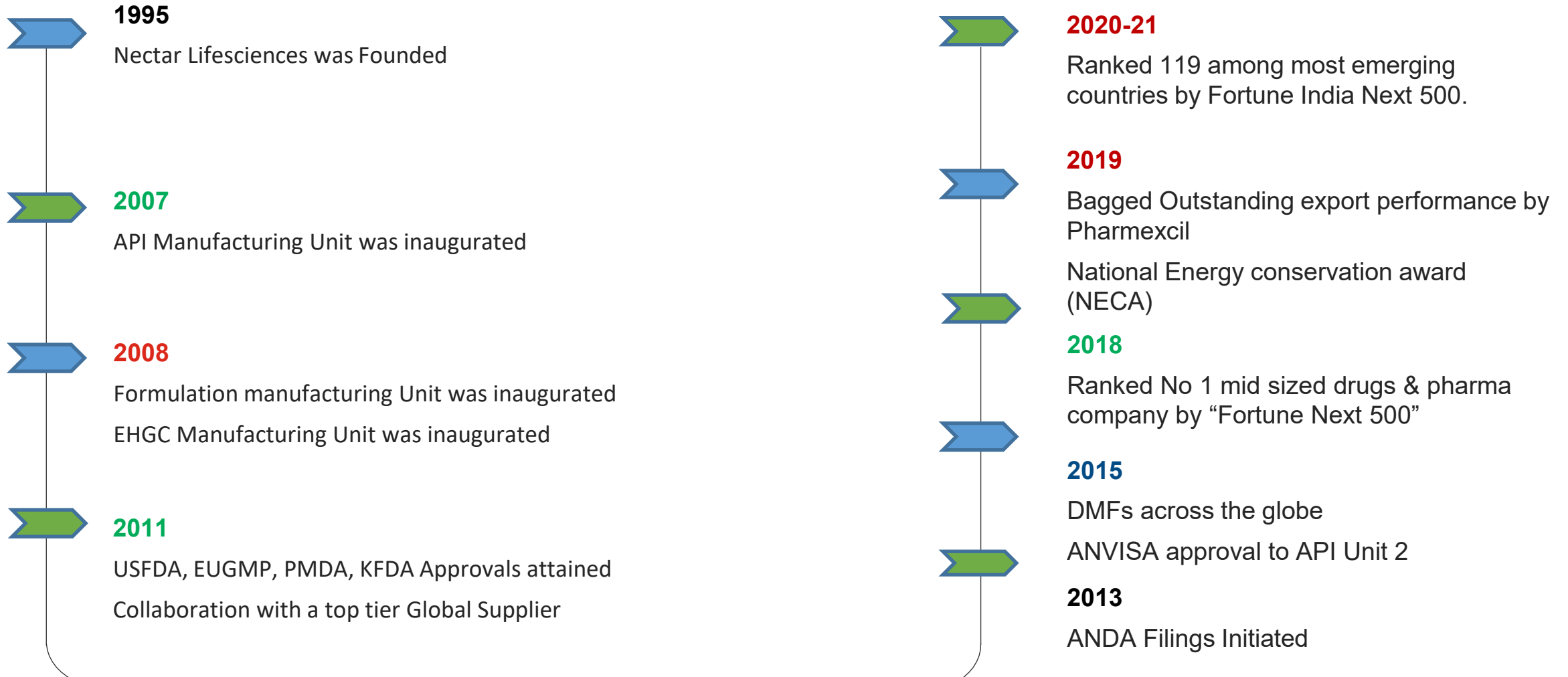
Geography & Locations



Landmark	Location	Activity
Corporate HQ	Chandigarh	Corporate Functions Global <ul style="list-style-type: none">• Marketing & BD• Finance & Accounting• Supply chain• Secretarial & Legal
API Manufacturing Unit I	Derabassi, Punjab	<i>Oral & Sterile APIs</i>
API Manufacturing Unit II	Derabassi, Punjab	<i>Oral & Sterile APIs</i>
Formulation Manufacturing Unit	Barotiwala Himachal Pradesh	<i>FDFs</i> <i>- Oral & Injectables</i>
Capsule Manufacturing Unit	Barotiwala Himachal Pradesh	<i>Empty Hard Gelatin Capsule Manufacturing</i>



LANDMARK TIMELINE



OUR STRENGTHS

Well equipped to scale and capture large market share

Leading manufacturers of Cephalosporin API Products

44 DMF's filed, 9 CEP's & 4 MAP's approved, 15 ANDA filings

- **120 + Acre API campus.**
- **One of the leading manufacturers in the World.**
- **State of the art facilities .**

Competitive Advantages and High Barriers to entry

Established Relationships with Marquee Customers

Transformation: Evolved from a small domestic API player to a major global player in the Cephalosporins industry.

Global Reach: Strong presence in API and formulation business in nearly 45 countries.

Manufacturing Facilities: Operates state-of-the-art manufacturing plants in Punjab and Himachal Pradesh. One of the leading Indian manufacturers in the API sector.

Regulatory Compliance: Adheres to global standards of cGMP and Environment Health Safety (EHS).

Workforce: Employees thousands of highly skilled and qualified professionals across various levels.

Public Listing: Company is publicly listed with stocks traded on BSE and NSE.

R&D INFRASTRUCTURE



PROCESSES

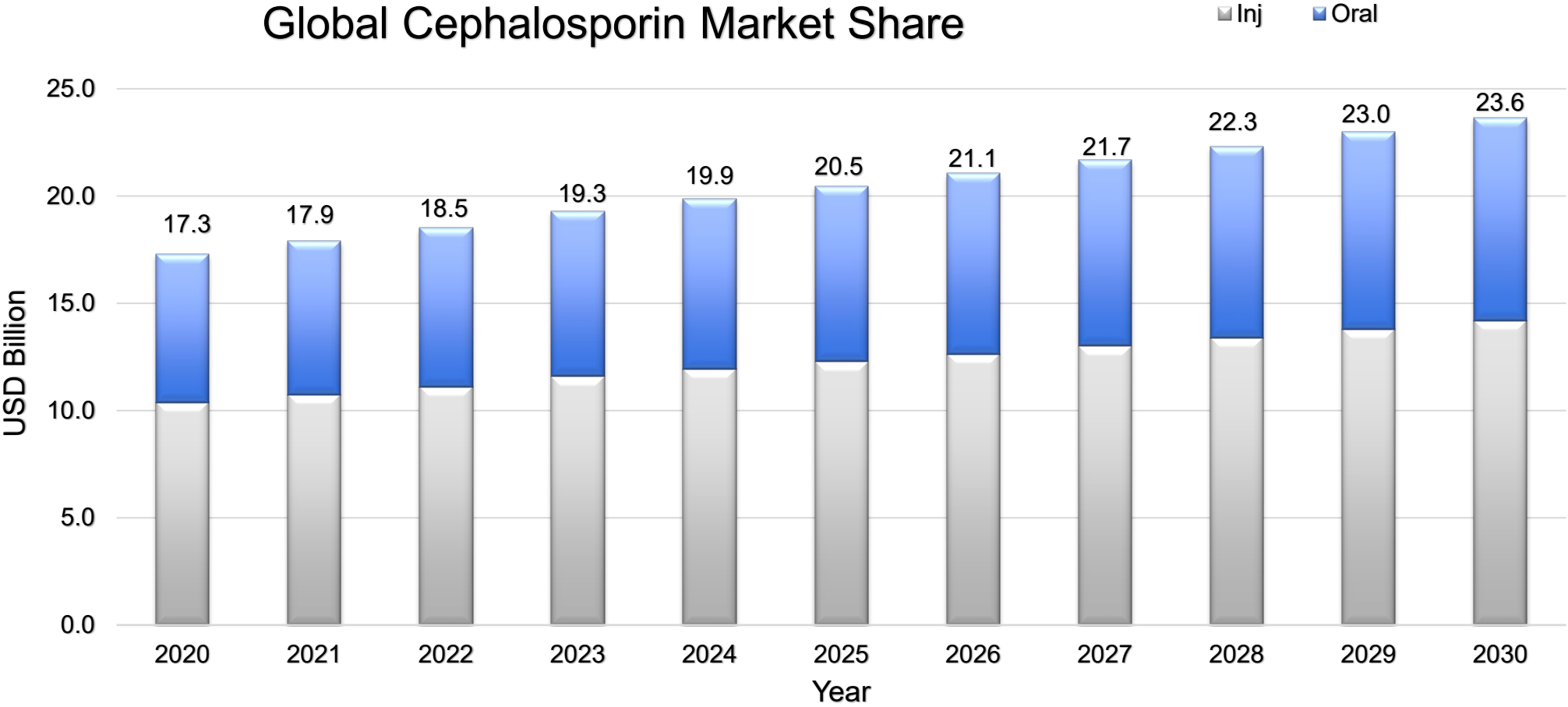
- Sterile Crystallization & Lyophilization
- Asymmetric Synthesis
- Chemical Resolution
- Enzymatic Catalysis
- Amino acids

- LCMS/MS
- Ion Chromatography
- Preparative HPLC
- Freeze Dryers
- HPLC
- Gas chromatography
- UV photometer
- Infrared spectroscopy

ANALYTICAL R&D



Global Cephalosporins Drug Market 2020-30



The global cephalosporin drugs market size was valued at USD 19.38 billion in 2023 and is growing at a rapid rate.

Cephalosporin Global Landscape

World Pharmaceutical Market: \$1.2tn

Antibiotics Market: \$100bn (Gen I-V)

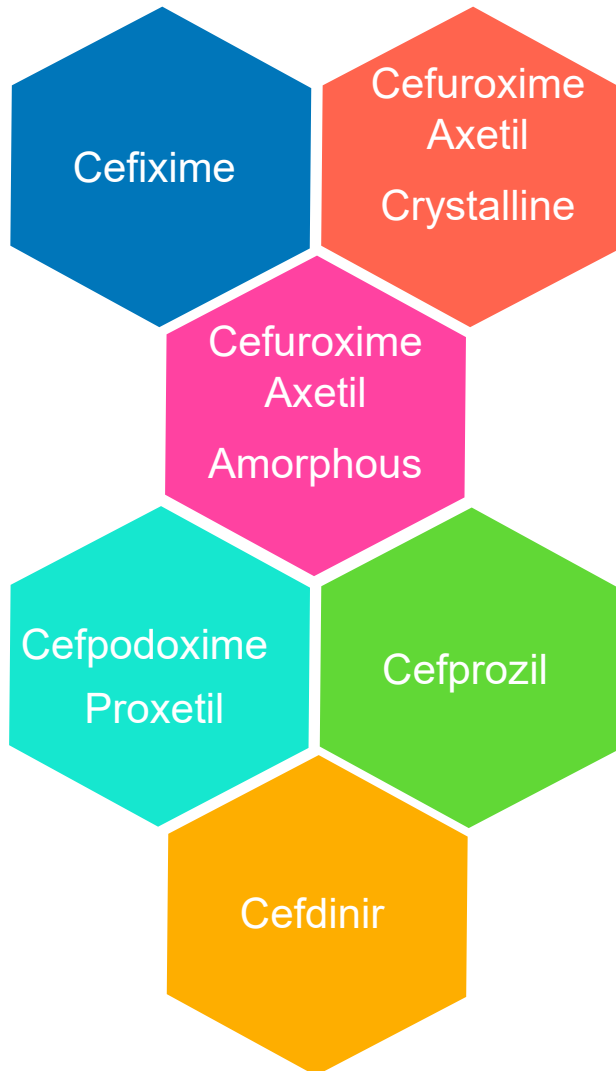
Ceph Market: \$19bn (Gen I-V)

\$16bn

Addressable Market
for the company

Nectar Lifesciences API Leadership

Oral Cephalosporin

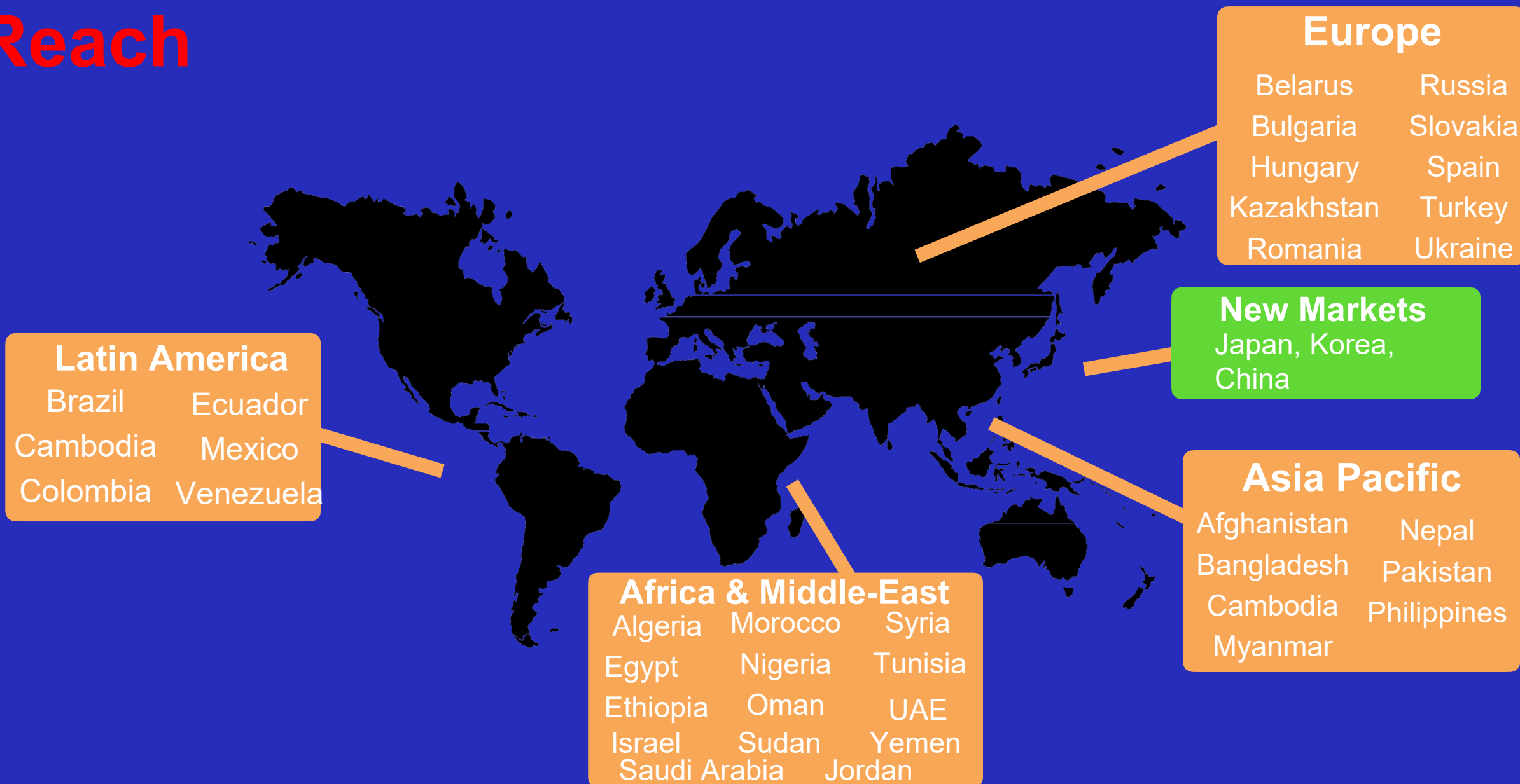


- NLL has leading global capacities in Cefixime, Cefuroxime Axetil Amorphous, Cefuroxime Axetil Crystalline, Cefotaxime Sodium, and Ceftriaxone Sodium

Sterile Cephalosporins



Nectar Lifescience's Global Reach



API Manufacturing Unit 1



API Manufacturing Unit 2



API's and STERILE FACILITY

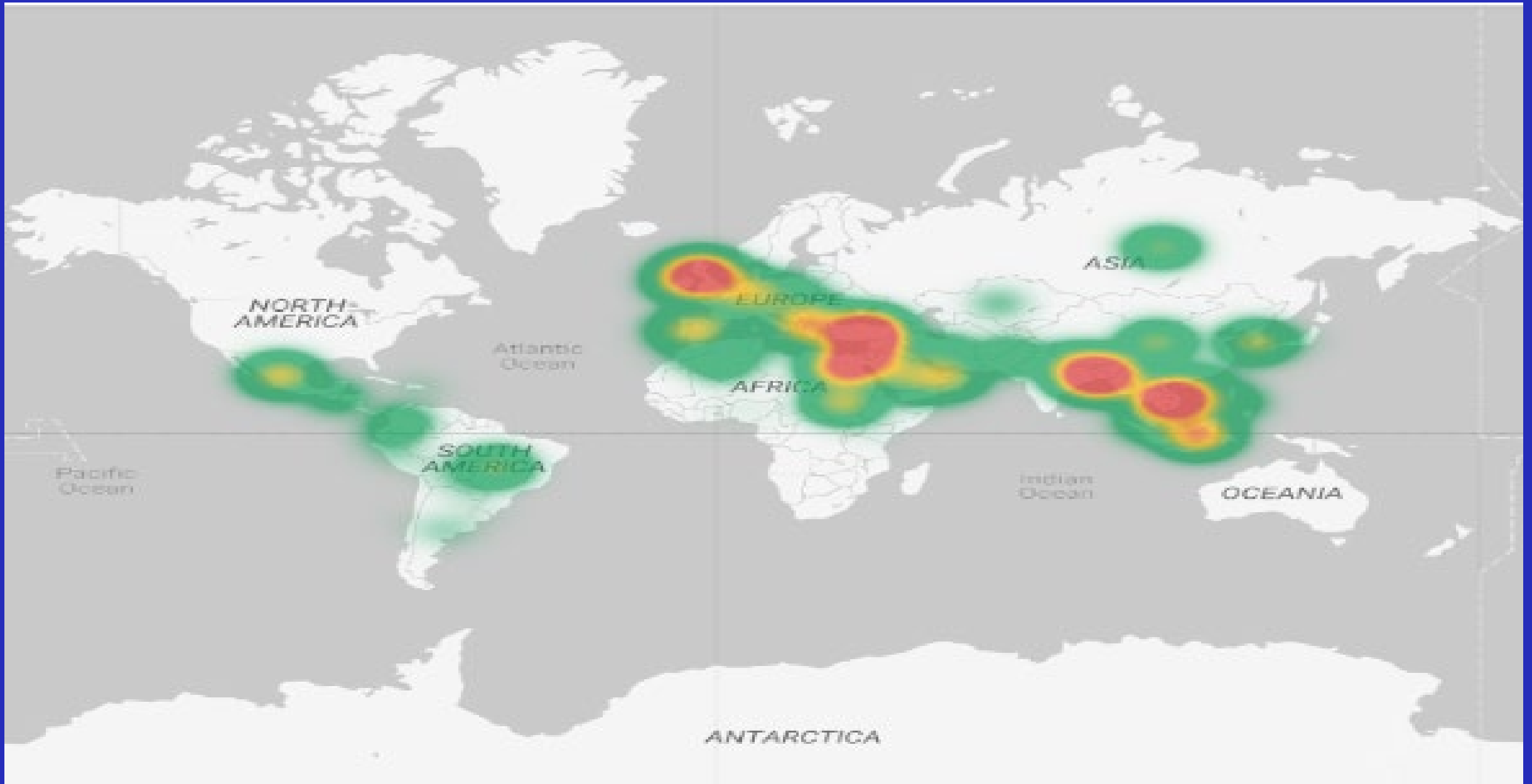
- This facility has:
 - *Reactors of varied construction features.*
 - *Together with matching capacities of centrifuges, driers and various other production equipment.*
- Spray drying facility for Cefuroxime Axetil Amorphous.



API Unit Accreditations



Nectar API Global Business Presence



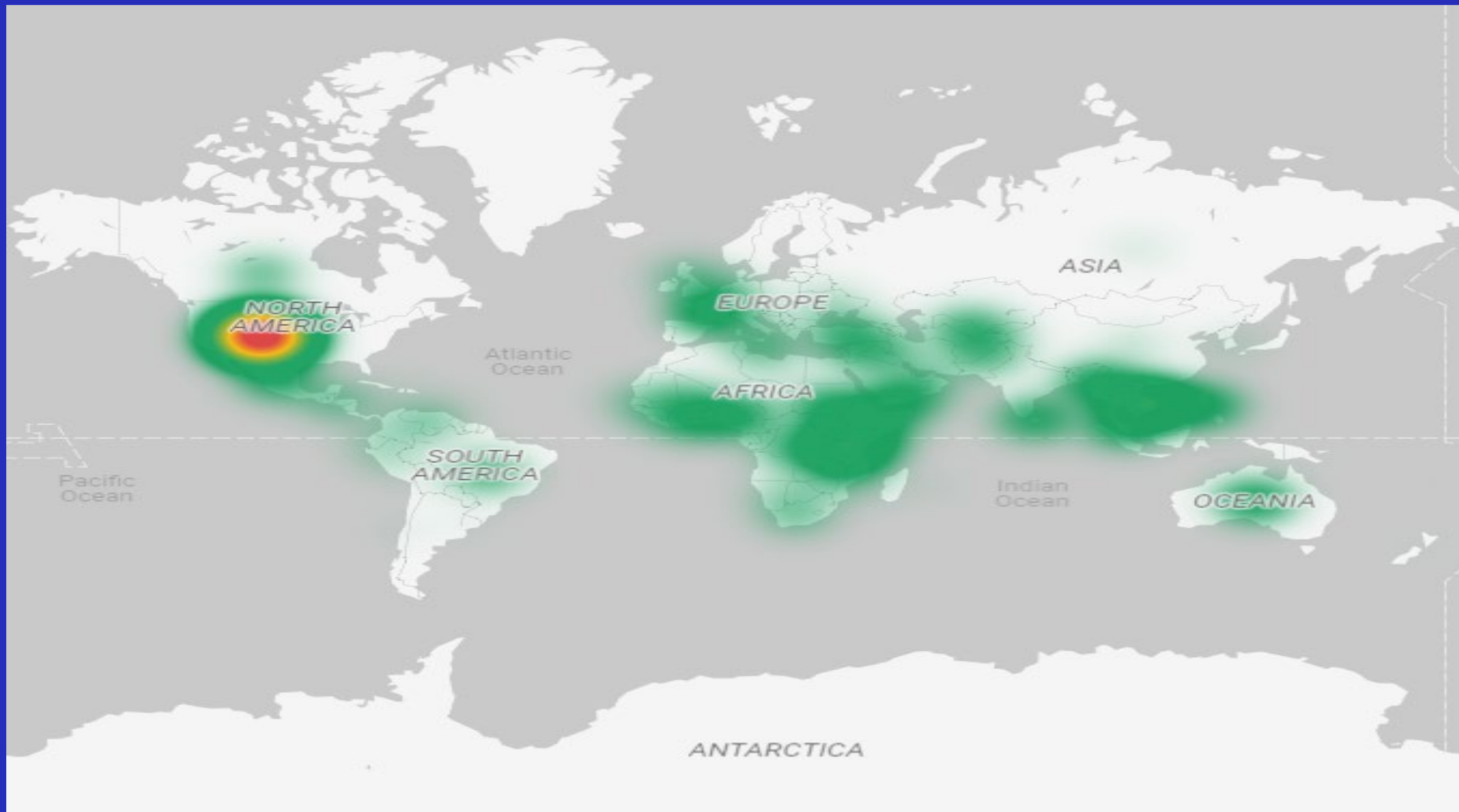
Formulation Unit Accreditations



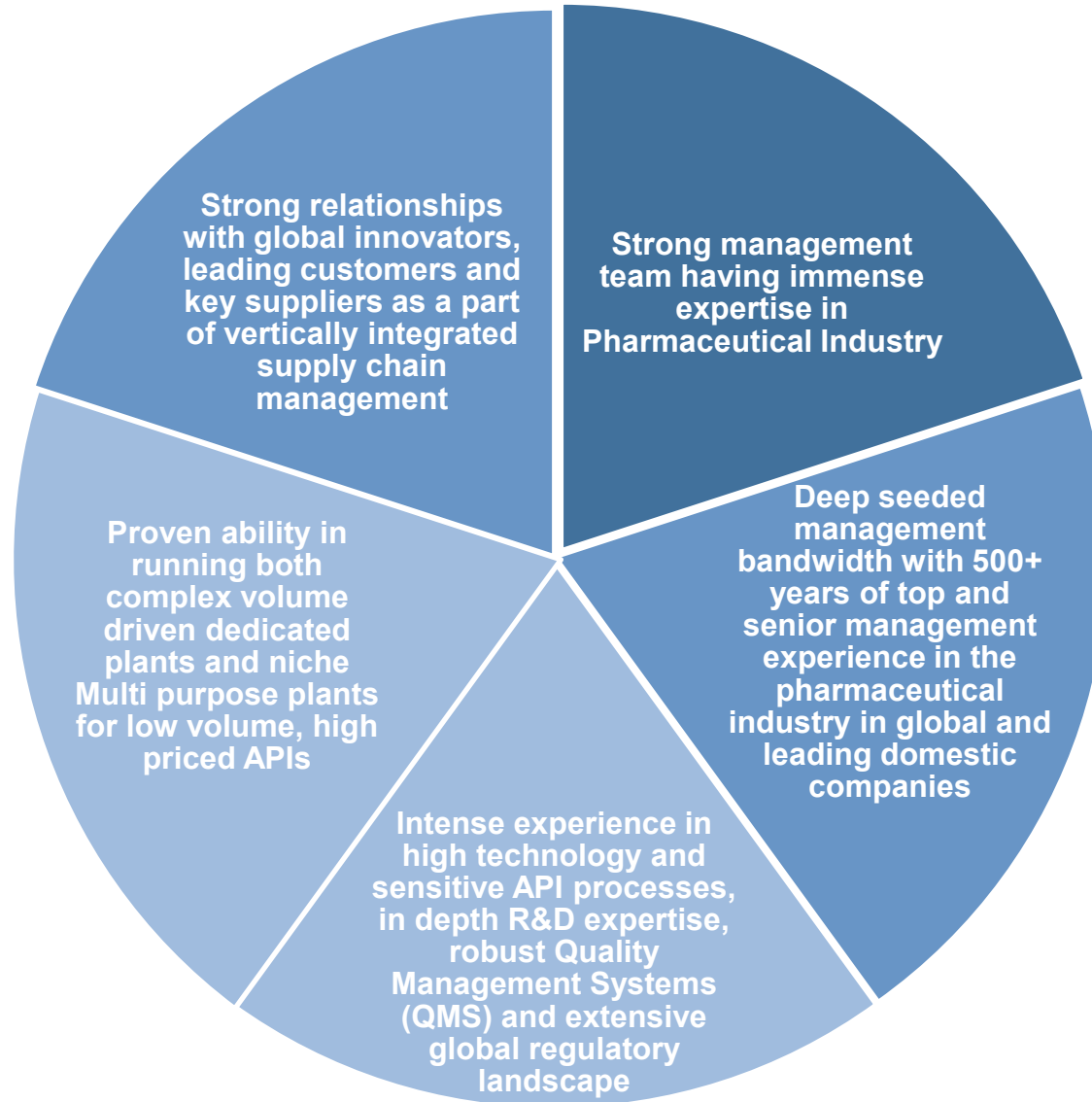
FORMULATION FACILITY



Nectar FDF Global Business Presence



Management Expertise and Bandwidth



NLL - Self-Sufficient Organization



- **2*6 MW capacity plant in API Unit-II Derabassi, Pb.**
- **Solvent reduction is the sweet spot for greening any pharma process.**
-



- **We at NLL strongly believe in replacement of organic solvents with safer available aqueous solvents & similar other available options to protect the environment and health as well as industrial safety.**
- **NLL strongly believes in developing or improving existing chemical products and processes to make them less hazardous to human health and environment.**
- **After Years of efforts NLL now has an expertise in recovery as a whole.**

Cephalosporins- Long Chain and Pipeline

Generation 1-

Cefalexin, Cefadroxil, Cefazolin, Cefapirin, Cefacetrile, Cefaloglycin, Cefalonium, Cefaloridine, Cefalotin, Cefatrizine, Cefazaflur, Cefazedone, Cefradine, Cefroxadine, Ceftezole.

Generation 2-

Cefuroxime, Cefprozil, Cefaclor, Cefonicid, Cefuzonam, Cefamandole, Cefoxitin, Cefotetan, Cefmetazole, Cefminox, Cefbuperazone, Cefotiam, Loracarbef

Generation 3-

Cefdinir, Ceftriaxone, Ceftazidime, Cefixime, Cefpodoxime, Ceftiofur, Cefotaxime, Ceftizoxime, Cefditoren, Ceftributen, Cefovecin, Cefdaloxime, Cefcapene, Cefetamet, Cefmenoxime, Cefodizime, Cefpimizole, Cefteram, Ceftiolene, Cefoperazone

Generation 4

Cefepime, Cefiderocol, Cefquinome, Cefclidine, Cefluprenam, Cefoselis, Cefozopran, Cefpirome

Generation 5

Ceftaroline, Ceftolozane, Ceftobiprole, Cefaloram, Cefaparole, Cefcanel, Cefedrolor, Cefempidone, Cefetrizole, Cefivitril, Cefmatilen, Cefmepidium, Cefoxazole, Cefrotil, Cefsumide, Ceftioxide, Cefuracetime

Competitive Advantage of Nectar

1

Expertise and Experience

Nectar has over two decades of experience in the manufacturing and distribution of high-quality, cost-effective Cephalosporin and other antibiotics.

2

Marketing and Distribution

Our extensive network of distribution channels, supply chain capabilities, and aggressive marketing strategy gives us a competitive edge in the Cephalosporin market.

3

Innovative Products and Services

Nectar maintains a strong focus on research and development, which has led to the production of many innovative and cost-effective dosage forms, including extended-release formulations and injectables.

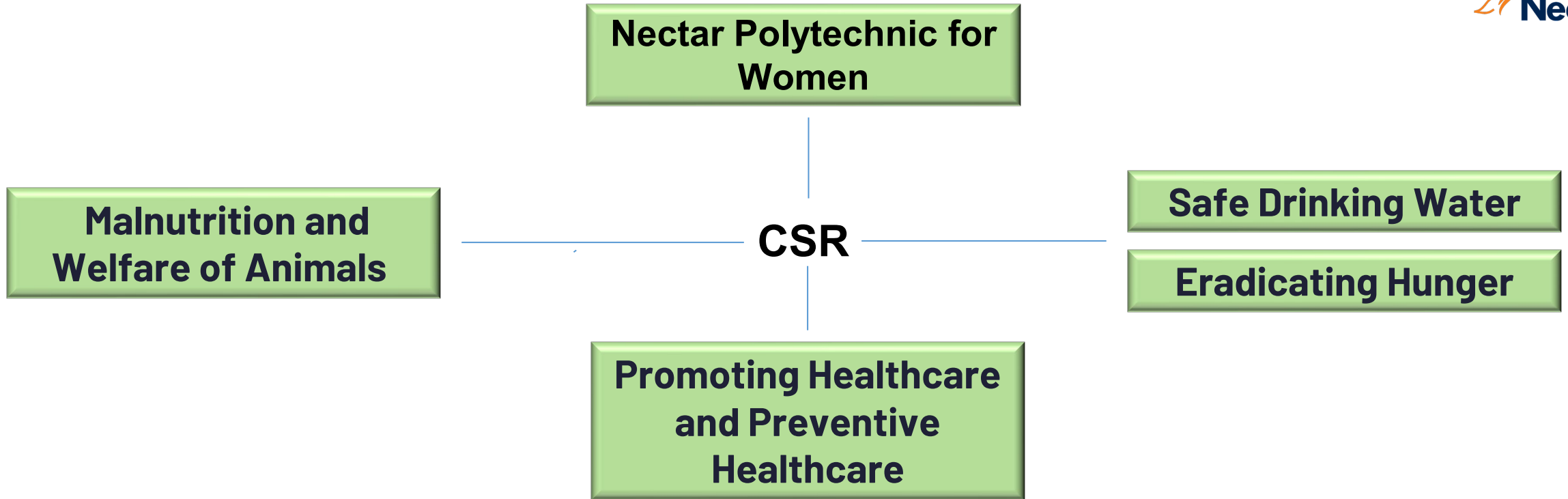
FINANCIALS



Income Statement & Financial Summary

INR Lacs

S. No.	Particulars	Quarter Ended			Half Year		Year Ended
		30-Sep-24	30-Jun-24	30-Sep-23	30-Sep-24	30-Sep-23	31-Mar-24
		Unaudited	Unaudited	Unaudited	Unaudited	Unaudited	Audited
I	Income from Operations						
	Sales	49,744.73	41,750.91	44,962.85	91,495.64	90,063.12	192,583.19
	Less: GST Recovered	6,956.27	5,866.21	5,167.14	12,822.48	10,855.78	24,174.62
	Revenue from Operations	42,788.46	35,884.70	39,795.71	78,673.16	79,207.34	168,408.57
	Other operating Income	21.33	45.27	0.62	66.60	1.25	154.56
II	Other Income	68.94	55.08	1,060.83	124.02	1,108.14	1,303.00
III	Total Income (I + II)	42,878.73	35,985.05	40,857.16	78,863.78	80,316.73	169,866.13
IV	Expenses						
	(a) Cost of Materials consumed	25,388.87	29,698.35	25,615.94	55,087.22	53,981.21	124,244.99
	(b) Purchase of Stock in Trade	-	-	-	-	-	-
	(c) Changes in inventories of finished goods, work-in-progress and stock-in-trade	4,215.53	(5,964.12)	3,162.78	(1,748.59)	2,714.26	(4,020.82)
	(d) Employee benefits expense	2,417.97	2,398.66	2,030.93	4,816.63	3,910.55	8,467.08
	(e) Finance costs	1,980.79	1,997.68	2,051.92	3,978.47	3,814.17	8,714.17
	(f) Depreciation and amortisation expense	1,554.87	1,546.03	1,531.23	3,100.90	3,064.48	6,071.84
	(g) Other expenses	6,454.09	5,816.74	6,300.21	12,270.83	12,362.07	24,561.98
	Total Expenses (IV)	42,012.12	35,493.34	40,693.01	77,505.46	79,846.74	168,039.24
V	Profit before exceptional items and tax (III- IV)	866.61	491.71	164.15	1,358.32	469.99	1,826.89
VII	Profit from ordinary activities before tax (V - VI)	866.61	491.71	164.15	1,358.32	469.99	1,826.89
VIII	Tax Expense						
	(1) Current Tax	-	-	-	-	-	-
	(2) Deferred Tax	306.72	194.80	62.62	501.52	186.42	1,327.43
IX	Profit for the period from continuing operations (VII-VIII)	559.89	296.91	101.53	856.80	283.57	499.46
	Total Comprehensive Income for the period	559.89	296.91	101.53	856.80	283.57	465.33
X	Earnings per Share (EPS) (Equity shares of Re. 1/- each fully paid up)	0.25	0.13	0.05	0.38	0.13	0.22



Established in 2010

Mission: To elevate its status to a center of excellence in Women's technical education by a conscious and consistent enhancement of its performance.

Major Contributions

- Providing free education to girls belonging to BPL families.
- Impart basic Computer and English education free of cost to each and every girl irrespective of their course. Providing Education in the villages. Helping the students in placements. Helping the students in opening their Boutiques and Parlors. Diploma in Fashion Technology. Diploma in Textile Designing. B.Sc. Fashion Technology. B.Sc. Textile Design

AWARDS AND ACCOLADES



**Ranked 412 in Fortune India 500
companies
Year 2019**



**Outstanding Export Performance award in
API by Pharmexcil
Year 2019**



**Currently Ranked 419 Amongst Indian
Companies by Economic Times
Year 2019**



**National Energy Conservation Award
(NECA)
Year 2015**



**National Energy Conservation Award
(NECA)
Year 2018**

THANK YOU

